


TOSHIBA

Leading Innovation >>>

www.toshiba-components.com/mobile

> TC358764/5 DISPLAY BRIDGE

MIPI® DSI to LVDS



> **TC358764/5 DISPLAY BRIDGE**
MIPI® DSI to LVDS

HIGHLIGHTS

- > Display bridge for connectivity of LVDS panels to the Baseband or Application Processors with a Mobile Industry Processor Interface (MIPI) Display Serial Interface.
- > Solutions are based on the latest versions of the industry-standard MIPI DSI 1.01 interface to ensure high-speed data rates of up to 800 Mbps per lane. It can be configured to support up to four DSI lanes.
- > LVDS link transmitter supports maximum data bit rate of 297.5 MB per second for a single-link and 595 MB per second for a dual link.
- > The TC358764 supports panels up to 1366x768, with 24 bits per pixel. The TC358765 supports panels up to 1920x1200, with 18 bits per pixel.
- > Applicable to a range of mobile product platforms such as MIDs, netbooks, smartbooks and eBooks.

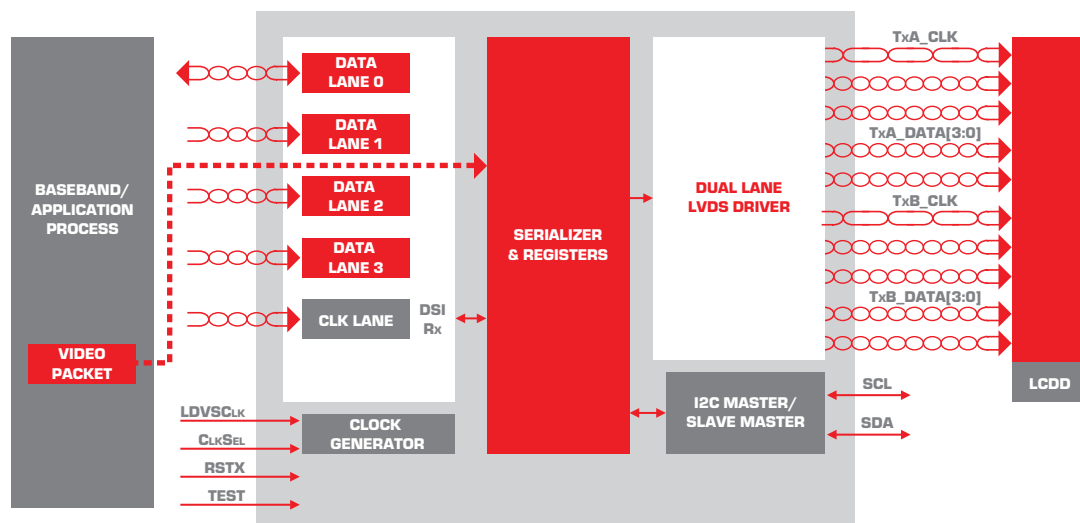
DESCRIPTION

The Toshiba TC358764/5 display bridge is optimised for mobile devices using a Host processor with MIPI DSI (Display Serial Interface) connectivity. The TC358764/5 functions as a protocol bridge enabling the video data stream from the Host processor DSI link to drive LVDS display panels. The TC358764/5 bridge can be configured to have up to a 4-lane MIPI DSI with data rates up to 800 Mbps per lane, for maximum total bandwidth of 3.2 Gbps. The TC358764 bridge has a single-link LVDS transmitter and can support up to a WXGA panel resolution (1366x768, 24-bit/pixel). The TC358765 bridge has a dual-link LVDS transmitter and can support up to WUXGA panel resolution (1920x1200, 18-bit/pixel). A video line buffer is used to buffer the burst video data received from the DSI link before transmitting out from the LVDS link.

The TC358764XBG is a 49-pin device and the TC358765XBG is a 64-pin device with 0.65mm ball pitch suitable for lower cost printed circuit boards.

The Toshiba proprietary Magic Square algorithm can interpolate RGB666 to pseudo RGB888 image data to display up to 16 million colors.

> **SYSTEM BLOCK DIAGRAM OF TC358765XBG**



FEATURES

> MIPI standard implemented

- MIPI DSI version 1.01, Feb 2008
- MIPI D-PHY version 0.9, Oct 2007
- MIPI DCS version 1.02, Dec 2008

> DSI Receiver

- MIPI DSI-RX Data 4-lane, CLK 1-lane with data rates up to 800 Mbps/lane
- Video input frame sizes: Up to WXGA (1366x768, 24-bit/pixel) on single-link LVDS; Up to WUXGA (1920x1200, 18-bit/pixel) on dual-link LVDS
- Video input data formats: RGB888, RGB666 and RGB565

> LVDS Transmitter

- Supports single-link or dual-link LVDS
- Maximum pixel clock frequency of 85 MHz
- Maximum per data channel bit rate of 595 Mbits per second
- Maximum data throughput of 297.5 MBytes per second for single-link and 595 MBytes per second for dual-link
- Supports the following pixel formats:
 - RGB666 18 bits per pixel
 - RGB666 loosely packed 18 bits per pixel
 - RGB565 16 bits per pixel
 - RGB565 loosely packed 16 bits per pixel
 - RGB888 24 bits per pixel

> Peripheral control ports

- I2C Master/Slave ports with data rates up to 400 KHz. External I2C master can access TC358764/5 internal registers via this port.

> Clock Source

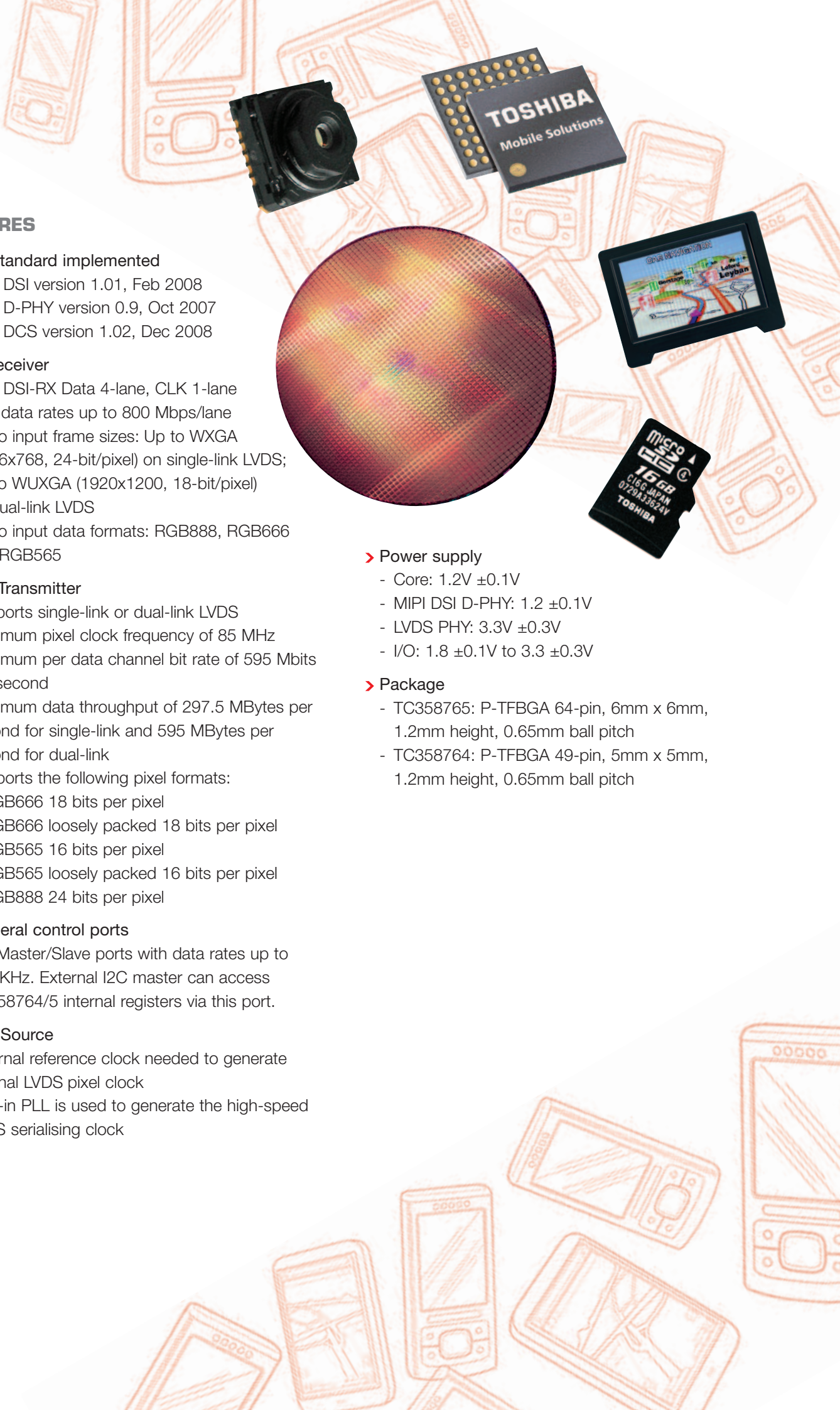
- External reference clock needed to generate internal LVDS pixel clock
- Built-in PLL is used to generate the high-speed LVDS serialising clock


> Power supply

- Core: 1.2V \pm 0.1V
- MIPI DSI D-PHY: 1.2 \pm 0.1V
- LVDS PHY: 3.3V \pm 0.3V
- I/O: 1.8 \pm 0.1V to 3.3 \pm 0.3V

> Package

- TC358765: P-TFBGA 64-pin, 6mm x 6mm, 1.2mm height, 0.65mm ball pitch
- TC358764: P-TFBGA 49-pin, 5mm x 5mm, 1.2mm height, 0.65mm ball pitch





GENERAL INFORMATION

> Other Mobile Peripheral Devices

- TV out controller
- DisplayPort™ controller
- MIPI® and MDDI® display controller and bridge chips
- Flexible IO Expander
- MIPI® camera interface bridge chips

You can find further information about Toshiba Mobile Peripheral Devices on www.toshiba-components.com/mobile

TOSHIBA

Leading Innovation >>>

www.toshiba-components.com/mobile

GERMANY

TOSHIBA ELECTRONICS EUROPE GMBH CENTRAL EUROPEAN SALES

Hansaallee 181, 40549 Düsseldorf
Tel.: +49 (0211) 5296 0
Fax.: +49 (0211) 5296 400

FRANCE

TOSHIBA ELECTRONICS EUROPE GMBH, FRANCE BRANCH

7 rue Ampère, 92804 Puteaux Cedex
Tel.: +33 (1) 47 282 828
Fax.: +33 (1) 47 282 389

ITALY

TOSHIBA ELECTRONICS EUROPE GMBH, ITALY BRANCH

Via Torri Bianche, 6
Palazzo Tiglio - 5° piano
20871 Vimercate - MB
Tel.: +39 (039) 68701
Fax.: +39 (039) 6870205

UK

TOSHIBA ELECTRONICS EUROPE GMBH, UK BRANCH

Delta House, The Crescent,
Southwood Business Park,
Farnborough, Hampshire GU14 0NL
Tel: +44 (0870) 0602370
Fax: +44 (01252) 530250

SPAIN

TOSHIBA ELECTRONICS EUROPE GMBH, SPAIN BRANCH

Parque Empresarial, San Fernando, Edificio
Europa, 1ª Planta, E-28831 Madrid
Tel.: +34 (91) 660 6798
Fax.: +34 (91) 660 6799

SWEDEN

TOSHIBA ELECTRONICS EUROPE GMBH, SWEDEN BRANCH

Gustavslundsvägen 18, 5th Floor,
S-167 15 Bromma
Tel.: +46 (08) 704 0900
Fax.: +46 (08) 80 8459

MIPI® is a registered trademark of the MIPI Alliance Group
MDDI® is a trademark of the Video Electronics Standards Association (VESA)
DisplayPort™ is a registered trademark of Video Electronic Standard Association (VESA)

The Toshiba products listed on this document are intended for use in general electronics applications (computer, personal equipment, office equipment, measuring equipment, industrial robotics, domestic applications etc.). These Toshiba products are neither intended nor warranted for usage in equipment that requires extraordinary high quality and/or reliability or a malfunction or failure of which may cause loss of human life or bodily injury („Unintended Usage“). Unintended Usage include atomic energy control instruments, airplane or spaceship instruments, transportation instruments, traffic signal instruments, combustion control instruments, medical instruments, all types of safety devices etc. Unintended Usage of Toshiba products listed in this document shall be made at the customer's risk. The products described in this document may include products subject to the foreign exchange and foreign trade laws.

The information contained in this document is presented only as a guide for the applications of our products. No responsibility is assumed by TOSHIBA for any infringements of patents or other rights of the third parties which may result from its use. No license is granted by implication or otherwise under any patent or patent right of TOSHIBA or others.

Copyright and published by Toshiba Electronics Europe GmbH, Hansaallee 181, 40546 Düsseldorf, Handelsregister Düsseldorf HRB 22487, Geschäftsführ Horoshi Otsuka, Amtsgericht Düsseldorf

Product or company names mentioned here are Trademarks of their respective owners. The information contained here is subject to change without notice.

Document Number: TEE/E:09:008